

High Crags Colsterdale

Climbs - 20

Altitude 330m

Faces South East

Other condition info:

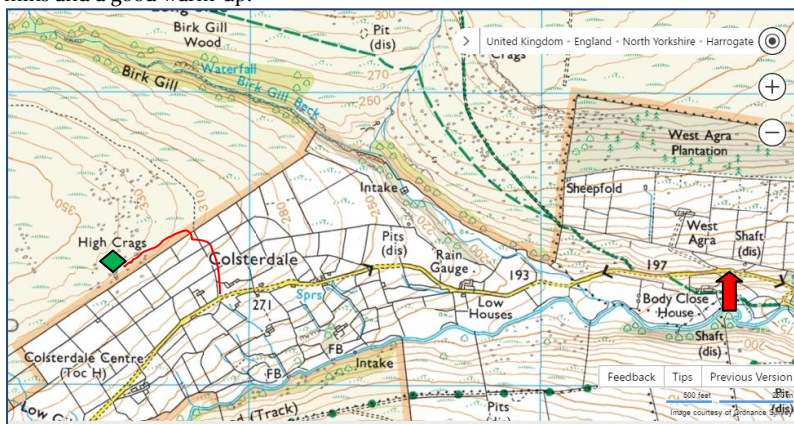
A compact group of blocks providing both high and lowball problems on fine, featured grit that gives strong lines that nevertheless benefits from a little brushing. A couple of dry days are needed before all of the rock comes into the best conditions though some blocks dry very quickly. Probably climbed on for years though access has been a problem.



Parking and approach info:

Between Lofthouse and Masham and very close to Slipstones. Follow the Colsterdale road from the Slipstones parking and walk along the single track road through three gates (please make sure you reclose these if they are closed) until the rocks come into view above a farm building just after the third gate (1.5km). A short way before the farm a green track goes up past an old barn and through a gate (with Swinton Estate notice). **There is possible parking here and at other places on the walk but the farmer has indicated it would be on private land, off the road, and requests that this doesn't happen.**

Follow the public footpath up two fields before it transfers to the other side of the wall at the third field. Up to the moor gate and follow a path left to the rocks – 25 mins and a good warm-up.



High Crag Colsterdale (A5)

Left Blocks Area

The cluster of blocks begins with a free standing slabby block on the far left

Slab Block

Will gives nice steady slab problems when clean.



Next comes a pair of blocks

Ask and Embla Blocks

Provide some problems




FAB Arête

The obvious leaning arête between two blocks will provide a fine problem.



Writer's Block

A fine piece of rock with a steep left and slabby lower face



Deck Chair 6a+

The arête left of the crack.

The Quill 7a ***

SDS. The neat arête to an interesting finish. A good 6b from standing.

Armchair Thriller 6c+ ***

Low start. The fine dynamic arête. A full sitter would be harder but maybe not better. 6a+ from standing.



Ben Clarke on The Quill

Moving around to the main face.

Ace of Wands 5+ ***

Left arête/slab


Ask a Silly Answer 4+

Direct past the two holes

Armchair Theatre 3+

The scoop.

High Craggs Colsterdale (A5)



C-old School 6c+ **

Smears just right of the scoop to grasp the crescent hold just short of the top.

Big Boy Now 6b **

Foot edge up the tinies and step left to gain the obvious crescent hold and then the top. Very good.

Backs to the Land 6b **

As before but go direct (6c if you can't reach the top from here - a hard smear after stood on the topmost tinies).


The Age of Uncertainty 6a *

Right edge moving onto the slab at the top.

Right Walls

High Craggs Ridge

Up and right is an obvious undercut nose that leads upwards to form a widening ridge.



High Crag Ridge 6b+ ***

Rock on from the left and friction on up.

Plummet Earth 7a ***

The SDS is very good but check out the upper bit before launching up.



Dave Turnbull on High Craggs Ridge

High Crag Colsterdale (A5)

Scoop and Slab

The right side of the Ridge.



Leftward Leaning 5+ *

A sloppy start gains the break above which a good sidepull/jug aids a big reach for better holds.



A lovely setting above Upper Colsterdale

High Crag Scoop 6a+ *

Pull into the scoop and move left to grab the upper edge and somehow join HCR.

The green slab in the cleft to the right awaits a dry day.

Twin Arêtes

To the right of the cleft is a wall that culminates in two proud arêtes.



Gully Wall 5+

Harder than it looks and a bit scrittly

High Crag Colsterdale (A5)


Right Wall



Will's Wicked Warm-up Wall 6c *
The thin wall that is far harder than it looks.



Ripping Yarns 6a ***
SDS. The fine line past the obvious edge and surprising holds. Not much easier from standing.



Dave Turnbull enjoys Ripping Yarns