

# Lonesome Pine

**Climbs** - 10

**Altitude**

320m

**Faces** South

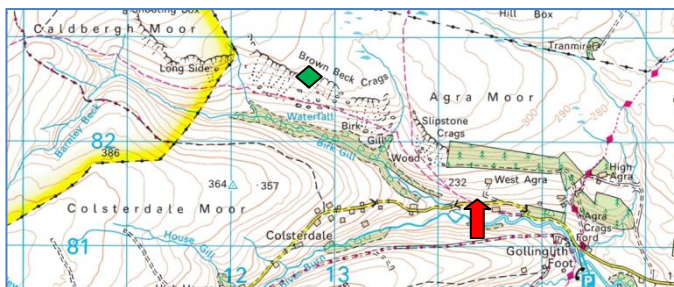
**Other  
condition  
info:**

A neat little wall of perfect grit providing some unusual problems easily combined with those at Brown Beck.



## **Parking and approach info:**

From the Slipstones parking follow the Slipstones approach to the gate and moor. Take a narrow track that forks off the main one just ahead as for Brown Beck Crag. It follows a raised feature to cross the stream and contours. Just before Brown Beck a tall, lone pine tree will be seen with grit blocks above. Beat up through the heather to these.



## **Left Side**

1/ **June 3\***


Line of flakes from sitting.

2/ **Very, Very Soon 3+\***

Scoop line.

3/ **Carve a Name 4+\***

Square Nose from jam in break.



---

## Lonesome Pine Boulder (A5)

### 4/ Heather Crack 4

Pretty obvious.

### 5/ On a Mountain 5 \*\*

Neat wall passing undercut break.

### 6/ The Trail of the Lonesome Pine 6a

\*\*

Follow the break pulling up to the top at the arête and keep traversing along the top to mantle up once on the back wall of the block. Fun!

### 9/ Pale Moon Shine 6b \*\*


Left side of wall moving right to finish.

No crack!

### 10/ I'm Blue 6b

Right side – so far done only using edge on low block down to the right.

## Right Side



### 7/ Blue Ridge 6b \*\*

SDS. The rounded nose without recourse to the crack.

### 8/ Shine Our Hearts 5 \*\*

Very nice crack. Start sitting.



*Blue Ridge and Pale Moon Shine B&P Clarke*

