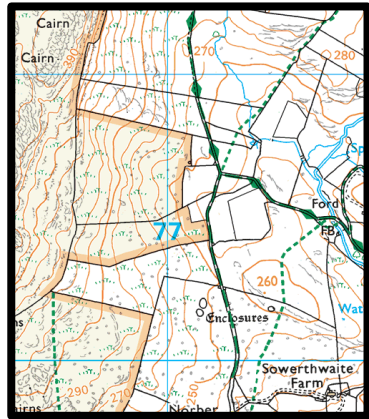


# Crummack Lane Erratics

General Information	
OS Ref.	SD771706
GPS(parking )	54.130783,-2.350837
Altitude	300 m
Aspect	East Facing.
Conditions	Glacial erratics in beautiful Crummackdale..
Plod time	Under 5 mins.
Landings	Mostly grassy and good.
Problems	(2 - 7a)



Some problems on the ancient Silurian erratics. The rock feels like hard sandstone but is much older. Mostly low-ball sit starts.

track comes in on the right. A gate gives access to the hillside a short way back.

## Other condition info:

On Access land.

## Parking and approach:

Approach as for Beggars' Stile & Thieves' Moss. Drive out of Austwick and past the turn off for Norber. Keep going beyond the point where the road turns into a dirt/rock track. Park on the left just before a



## Silurian Bouldering

*The boulder field is a bit of a jumble - the blocks described run in a line from the left hand wall to the clump of small trees on the right.*



1 2 3 4 5

*The first bloc is near the wall. It is distinguished by the line of slots up its left face and the fine overhanging nose.*

### 1/ **Amazing Steps** 2

The slots and steps.

### 2/ **Jesus wants you for a Mungbean** 6a

SDS. Press out of the big hold and leg press up the wall.

### 3/ **European Champion** 6b

SDS. The awkward, fine grained arête.

### 4/ **Silurian Press** 7a

SDS. Hang the green rail and throw for the lip. Mantle, press and slither.

### 5/ **Slight cheat** 5+

SDS. Throw right for better holds and grind over. A poor variation spoilt by the underlying boulder.



3 4 5

*Wander across a bit to find...*



### 6/ **One Arête** 5

SDS. Embrace the smoothness.

## Silurian Bouldering

*The low boulder closest to the path up gives some fun problems and works well as a warm up circuit:*



7/10 8 9

11

- 7/ **Path Arête** 5 SDS. Use holds on the left wall; bowl up.
- 8/ **Path Eliminate** 5+ SDS. Be strict – only holds on the overhanging face.
- 9/ **Jugs n' Grass** 5 SDS. Off the crescent flake, into the grass.
- 10/ **Erratic Voyage** 6a SDS. L-R Traverse and grind over at the end.
- 11/ **Erratic Progress** 5+ SDS. R – L traverse to finish just before the arête.

*There is clearly stacks more to do hereabouts.*

## Silurian Bouldering

*Walk back down the field and go through a gate into the next field to the north. There's limited problems so far with the potential for more, many boulders are either too small or have been deposited the wrong way on the ground which may limit development.*



*The first boulder described is in the centre of the field and is located about 50m north of the second large tree. There's a slab visible as you approach it which may hold an extra problem but the existing climbs are on the north facing wall.*

### **Sheep Boulder**

#### **1/ Stickler 5 SDS**

The left arête on its right side.


#### **2/ Bulging Wall 5+ SDS**

Climb the centre of the wall.

#### **3/ Propped 5 SDS**

The right arête

## Silurian Bouldering



1

2

3

*Walk up the hill on a vague quad track where the next boulder is located well up behind the large tree.*

### South Wall

#### 1/ Pocket Arête 4+ SDS

Link the pockets on the left edge of the wall.

#### 2/ Purged 6a \* SDS

Choose your crimps carefully up the centre of the wall.

#### 3/ Restrict 5+ SDS

The short arête from the ledge.



1

2

3

About 50m to the south and located well up behind the first large tree are the next problems. Both the arêtes have been done but there will surely be an eliminate going up the wall using the slot and the slanting crack.

## Silurian Bouldering


### Closed Wall

#### 4/ Disclosure 5

The left arête to finish direct over the apex.

#### 5/ Closure 5

Start with the far left hand vertical slot and right hand on the arête. Follow the arête to finish over the apex.



4

5