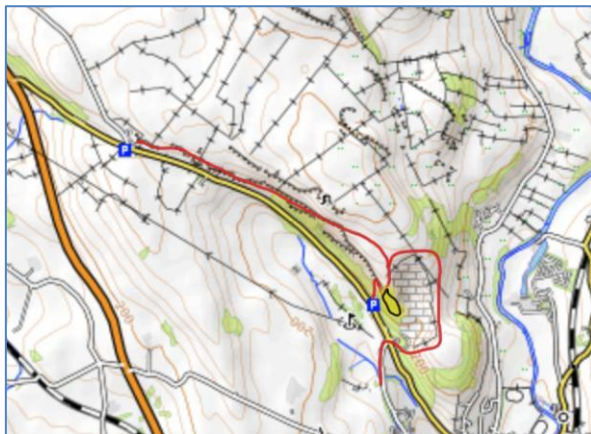


## Mini Gig (aka Schoolboys Scar) 2026 Update

### Character

This is the prominent long scar situated below Schoolboys Tower and not far above the right end of Giggleswick South. Developed during 2025, it has become popular with those operating in the French 4 to 6c range and provides an opportunity to bag lots of routes in a session.

The location is very pleasant – south facing, with a long outlook and away from the road noise that sometimes plagues the other Giggleswick crags. If short routes aren't your bag then this isn't the place for you. However, if you don't mind routes being short, so long as they are interesting, sustained, for their length and on fine, water-worn limestone then you will have a good day.



### Access – see map

The crag can be reached by scrambling up from the very right-hand end of Giggleswick South. It should be said that this approach partially relies on an old rope to aid its most tricky section. Follow the path until above the tree route section. At this point it splits and a rightwards branch goes across and then up a roped section to emerge from the woodland. Schoolboys Scar is now just up to the right. Alternatively, and probably better, it is an enjoyable walk along from Buckhaw Brow to the Schoolboys Tower (the largest of a number of cairns that will be seen on the limestone pavement area above the scar) and dropping down by a fence to step carefully around its lower end (above the west end of the crag) before accessing it via the eastern end. This option also opens up further parking. Yet another way is to follow the path around Giggleswick Quarry to the cairn (please park 300m down the road that is opposite the entrance to Giggleswick Quarry). A path is developing below the scar.

### Routes

#### Three Rs Wall

##### 1/ Reading 9m 5+/6a \*

Follow the shallow groove and exit either direct (5+) or by pulling out rightwards (6a). There is a shared lower-off on the ledge above. *Dave Turnbull, Paul Clarke 2025*

##### 2/ Writing 9m 6b \*

A tricky start using an undercut is followed by a few more thin moves until better holds are reached and lead to the shared lower-off. *Dave Turnbull, Paul Clarke 2025*

##### 3/ Arithmetic 9m 6a \*

Just to the right. Gain the shallow groove and layaways. Step left, then climb direct until moves left lead to the ledge and shared lower-off. An old route started up this and then went rightwards. *Dave Turnbull, Paul Clarke 2025*

##### 4/ Witchcraft 9m 5c \*

Start up Arithmetic and keep following the groove rightwards – the line of an old VS. *Glyn Edwards (trad)*

Just to the right is an attractive wall with many flakes.

##### 5/ Charms 9m 5a \*

A delightful pitch direct to the lower-off of the previous route. *Bob Larkin, Alan Spurett 2025*

##### 6/ Heresy 9m 4a \*\*

Quality climbing at a low grade. *Bob Larkin, Alan Spurett 2025*





## Bash Street Wall

The smoother wall to the right.

### 1/ Ivy League 10m 5c \*

An easy start leads to flakes and steeper rock. Climb the flaky wall (keeping right of big flakes to the left) to more good flakes and a lower-off on the ledge above. *Glyn Edwards 2025*

### 2/ Bash Street Kids 10m 6a/+ \*\*

After an easy start, climb the wall by some good moves and, eventually, a lower-off on the ledge above. *Glyn Edwards 2025*

### 3/ Going Strong 10m 5a

The corner. *Bob Larkin, 2025*

### 4/ Finger Crack 10m 5a

The finger crack above the stump. *Bob Larkin 2025*

## Block Nose Wall

To the right is a wall with several shallow grooves. The block that gave it its name has now gone.....

### 1, The Sorcerer's Apprentice 10m 4c \*

Pleasant hanging groove, going left to the lower-off. *Bob Larkin 2025*

### 2/ Lord Snotty 10m 5c \*

Go up to the short and shallow hanging corner. Climb this before stepping rightwards and then following the edge above. Shared Lower-off. Take care as the bolts are to the right. *Glyn Edwards 2025*

### 3/ Nose Variation 10m 6c \*

The central rib on layaways before a crimp allows a pull leftwards and up to the Snotty lower-off. Uses the bolts of the other routes. *Paul Clarke 2025*

### 4/ Nasal Crack 10m 6a \*

Named for a nose-like block that once graced the route. Climb by the rib and shallow groove before moving slightly leftwards onto the wall to finish. This leads to a shared lower-off. *Glyn Edwards 2025*

### 5/ Chance Meeting 10m 6a+ \*

The shallow groove just right of Nasal Crack. Trend right to lower off. *Duncan Parker, Dewi Williams 2025*

### 6/ Nosey Parker 10m 6a+

The short square cut groove just right of Chance Meeting. *Bob Larkin 2025*

## House Wall

On the wall to the right is:

### 1/ Slytherin 8m 5c \*

Left-hand line on the wall to the right. *Bob Larkin 2025*

### 2/ Huffle Puff 8m 4c \*

The easiest line. *Bob Larkin, Alan Spurett 2025*

### 3/ Gryffindor 9m 6a \*


Has a steeper and more awkward finish. *Bob Larkin, Alan Spurett 2025*

### Mitey Route 9m 6b

A direct, if slightly blinkered, line between Gryffindor and Ravenclaw. From the final bolt gain the top edge and swing right to the lower-off of Ravenclaw. *Ken Suggett, Bob Larkin 2025*

### 4/ Ravenclaw 8m 5c \*

Has a long reach to gain good holds near the top. *Bob Larkin, Alan Spurett 2025*





## Privilege Wall

To the right again, a small tree growing near the base of the wall marks the line of a few routes that have common starts lower-offs.

### 1/ Paying for the Privilege 9m 6b \*

Climb easy rocks to a small cave. Step up and tackle the vague rib and a more pronounced one above the breaks to a ledge. Step up to reach the lower-off. *Paul Clarke 2025*

### 2/ Marking Your Own Homework 9m 6b \*

From the small cave climb steeply to reach a pair of breaks that are used to reach a ledge. Step left to stand on the ledge and go up to the lower off. *Paul Clarke 2025*

### 3/ Class Act 9m 6a-b \*

Go up to below the triangular roof. Good slots lead up the wall just to the right and gain a break. Either finish by a class move up and leftwards or take an easier finish by pulling rightwards. Lower-off. *Paul Clarke 2025*

### 4/ Aside Test 4 9m

Using the same line of bolts (a little to the left but all within reach) climb rightwards to pull into the square corner. Go up to the good holds/ledge at its top. Step up the wall above on more good holds and step left to the lower-off. *Paul Clarke 2025*



Some way to the right is a prominent Yew tree. The next route is just to its left.

### Bob's a Gentleman 5c 9m \*

Just left of the tree. *John Brayshaw, Shirley Emptage 2025*

## Hogwarts

To the right is an obvious leaning pinnacle/wall. To the right of this is a wall with shallow grooves. The routes have a shared lower-off.

### 1/ Hogwarts 8m 6a+/b \*

Climb to below the wall and then tackle the grooves to easier but

still steep climbing. *Paul Clarke 2025*

### 2/ St Trinians 8m 6a \*

The wall to the right on nice crimps. *Paul Clarke 2025*

### 3/ Grey friars 7m 5c \*

The line just right of St Trinians near the wall that runs up to the centre of the crag. *Bob Larkin 2025*

### 4/ Lowood 7m 5c \*

The climb just right of Greyfriars. *Bob Larkin 2025*



## Pathos Wall

The next are has climbs that share a common lower off.

### 1/ Logos 7m 5b



A traversing line. *Bob Larkin, Alan Spurett, Ken Suggett 2025*

### 2/ Ethos 7m 5c \*

Pass le left side of the roof. *Bob Larkin, Alan Spurett, Ken Suggett 2025*

### 3/ Pathos 7m 5b \*

The shallow groove line. *Bob Larkin, Alan Spurett, Ken Suggett 2025*



## Aesop Elementary

Going right again are two routes by a short sharp arête that is left of a light coloured tree.

### 1/ The Fabled Fifth Graders of Aesop Elementary 8m 6b+ \*

Using the sharp LH edge and a RH thin flake make some hard moves to gain better holds. Climb directly to the lower-off. *Paul Clarke 2025*

### 2/ Charm School 8m 6a \*

Just to the right, start steeply with a tricky move to find a good hold. Move up and then left a little to the shared lower off. *Dave Turnbull, Paul Clarke 2025*

### 3/ Corner Groove 8m 5a

The groove to the right. *Bob Larkin, Alan Spurett, Ken Suggett 2025*

## The Playground Area

Again moving rightwards the wall gets a little higher. The first routes are to the left of the obvious damoclean block.

### 1/ Hollow Wall 9m 4c \*

An old line that has been rejuvenated by keeping to the right of some hollow flakes. Steeply climb the protruding flakes and then follow thinner ones back to the right (avoid moving onto the potentially looser wall to the left). At the top step up onto a ledge and move across to the lower-off. *Glyn Edwards, Colin Binks (trad)*

### 2/ Gradgrind 9m 6c \*

A very strict line. It is a profitable enterprise for those dedicated to cold facts and numbers. Go up to good, sharp holds below the smooth wall. Climb this (keeping right of a faint grey seam and without the flake of *Billy Bunter*) past a side-hold and mono-pocket to reach the break. Pull straight up with little for the feet to gain jugs and then a step up to the lower-off. *Paul Clarke 2025*

### 3/ Billy Bunter 9m 5b \*\*

Just left of the hanging block (and not using it). Climb good holds to the flake/corner. This leads to more steep climbing on good holds. *Glyn Edwards, Paul Clarke, Dave Turnbull 2025*





#### 4/ Detention 9m 6c \*\*

Follow layaway holds up and slightly leftwards to gain an overlap by the big flake and the base of a long thin flake. This leads with unexpected difficulty to a jug and then the shared lower-off. There is a big hanging block to the left. Maybe stay away from this. An easier start comes in from the left. *Glyn Edwards, Colin Binks (trad)*

#### 5/ Primer 9m 6b \*\*

A difficult start leads to side-holds at the overlap. Pull up to good slots and make a long reach to a jug. Rock up and follow the flake/crack to the shared lower-off. *Glyn Edwards, Colin Binks (trad)*

#### 6/ Six of the Best 9m 6a+\*

Climb the wall moving slightly leftwards at the top to reach the shared lower-off. *Glyn Edwards, Colin Binks (trad)*

To the right are two hanging corners with a steep wall in-between.



*Helen Souter in Detention*

#### 7/ The Chosen Plague 9m 6b+ \*\*

Climb the initial wall to gain a good jug on the left side of a niche. Clip the third bolt and make a difficult sequence to reach a high crimp and then left past two further bolts to a lower-off. No using the tree at this grade! *Mark Radtke, Gil Peel, Barry Rawlinson 2025*

Just to the right is a hanging nose. Two lines make use of one line of bolts.

#### 8/ Continuous Assessment 9m 6b+ \*\*

Climb a line of layaways to the left of the bolts to the good hold at the base of a groove. Swing steeply leftwards to the hanging edge and follow it to the top. *Dave Turnbull, Paul Clarke 2025*

#### 9/ Baggy Trousers 9m 6a \*

Steeply to the jug at the base of the groove. Go rightwards on big holds before a pull left into the groove leads to the top. *Dave Turnbull, Paul Clarke 2025*

#### 10/ Skulduggery 9m 5a \*

Just to the right – nice climbing. *Bob Larkin, Ken Suggett 2025*

#### 11/ Hard Times 9m 4c

The final route (so far!) *Bob Larkin, Ken Suggett 2025*

**History** It is likely that the YMC team visited the crag around the time of their original explorations at Giggleswick North and South but nothing was recorded. It is known that Tom Walkington and friends climbed here in the past but again this went undocumented. What is certain is that Glyn Edwards, along with Colin Binks added several routes in recent times including the three lines; *Detention*, *Primer* and *Six of the Best* on the Playground area and a number further to the left, though these remained unknown to the general climbing public – a pity as the climbs are good. Late in 2024, and after consultation with Glyn, a few teams including Glyn, Paul Clarke, Dave Turnbull, Mark Radtke and Barry Rawlinson set about transforming the crag by retro-bolting some of the older lines and adding a number of new ones. Notable amongst these are Mark and Barry's *The Chosen Plague*, Glyn's *Billy Bunter*, *Lord Snotty*, *Nasal Crack* and *Bash Street Kids*, Dave's *Continuous Assessment* and the Three Rs routes and Paul's eliminates; *The Fabled Fifth Graders of Aesop Elementary* and *Gradgrind*. In 2025 Bob Larkin, often with Ken Suggett cleaned and bolted a number of lines that proved instantly popular. *Hersey* and *Skulduggery* seem particularly good.

**Notice:** *The BMC recognises that climbing and mountaineering are activities with a danger of personal injury or death. Participants in these activities should be aware of and accept these risks and be responsible for their own actions.*

*All fixed gear has been placed with regard to making these climbs as sport routes. However, the rock is mountain limestone and it is for the individual to assess the security they provide. Areas of loose rock remain between the cleaned lines. These should be avoided.*